

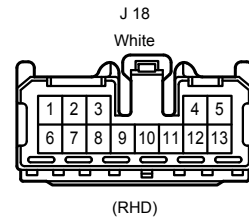
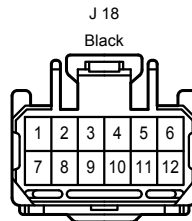
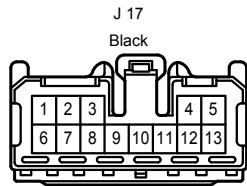
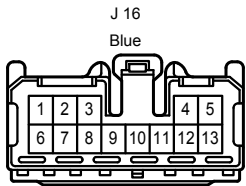
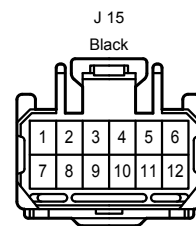
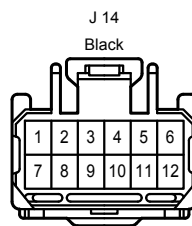
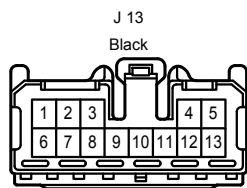
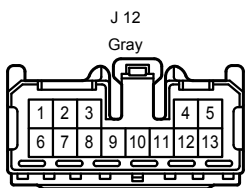
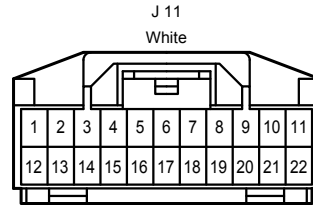
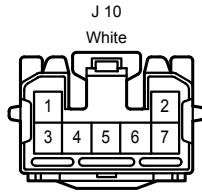
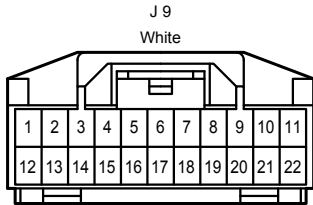
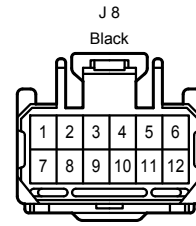
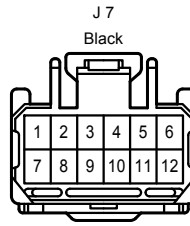
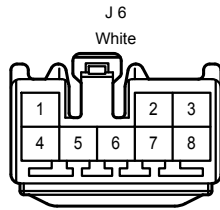
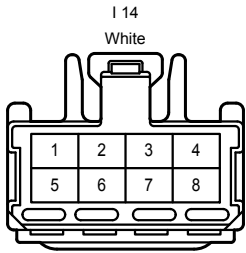
- I 14 Ignition SW

- J 6 Junction Connector
- J 7 Junction Connector
- J 8 Junction Connector
- J 9 Junction Connector
- J 10 Junction Connector
- J 11 Junction Connector
- J 12 Junction Connector
- J 13 Junction Connector
- J 14 Junction Connector
- J 15 Junction Connector
- J 16 Junction Connector
- J 17 Junction Connector
- J 18 Junction Connector
- J 19 Junction Connector
- J 20 Junction Connector
- J 21 Junction Connector
- J 22 Junction Connector
- J 23 Junction Connector
- J 24 Junction Connector
- J 25 Junction Connector
- J 26 Junction Connector
- J 27 Junction Connector
- J 50 Junction Connector
- J 51 Junction Connector

- K 6 Key Interlock Solenoid , Unlock Warning SW
- K 8 Knee Airbag Squib

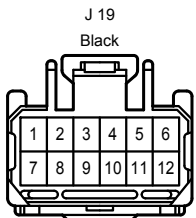
- M 1 Multi Display
- M 2 Multi Display
- M 4 Multi Display
- M 6 Multi Display
- M 7 Multi Display

Position of Parts in Instrument Panel <RHD>

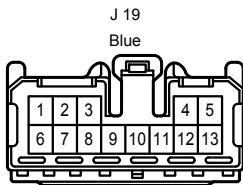


(RHD)

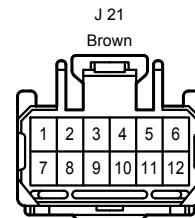
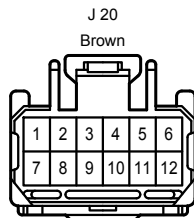
(LHD)



(LHD)



(RHD)



Position of Parts in Instrument Panel <RHD>

